



District Report Card: 2017


State: Puducherry	District: Yanam
Class: 5	Subject: Language
Schools: 16	Students: 302


Participation/Coverage


Students

<div>GENDER</div> <div></div>	Boys				Girls			
	Number		%		Number		%	
	157		51.99		145		48.01	

<div>AREA</div> <div></div>	Rural				Urban			
	Number		%		Number		%	
	0		0.00		302		100.00	

<div>CATEGORY</div> <div></div>	SC		ST		OBC		GEN	
	Number	%	Number	%	Number	%	Number	%
	44	14.57	0	0.00	231	76.49	27	8.94

<div>CWSN</div> <div></div>	LD	VI	HI	S&LD	ID	Oth
	2	2	0	1	2	1

<div>Management</div> <div></div>	Government			Government-aided		
	Number		%	Number		%
	272		90.07	30		9.93

Average Performance of Students in Language (%)

Overall	Gender		Area		Management		Social Group			
	Male	Female	Rural	Urban	Govt.	Aided	SC	ST	OBC	GEN
59.14	57.66	60.74	0.00	59.14	57.75	71.78	58.94	0.00	58.99	60.74

Performance on Learning Outcomes (LOs)

Learning Outcomes	Description	Average Performance(%)
L504	Reads and comprehends independently storybooks, news items/ headlines, advertisements etc.	56.36
L508	Reads text with comprehension, locates details and sequence of events	60.53

Range of Performance of Students who Answered Correctly							
Below 30%		30% - 50%		50% - 75%		Above 75%	
Number	%	Number	%	Number	%	Number	%
34	11.26	81	26.82	105	34.77	82	27.15

Lowest Performing Learning Outcomes (LOs)

- 1 - Reads and comprehends independently storybooks, news items/ headlines, advertisements etc. (56.36)
- 2 - Reads text with comprehension, locates details and sequence of events (60.53)